

# Cablegram



## Fiber *FRENZY* Refresher for SKG Fiber Fanatics

Please join us Wednesday, April 7, 2010 for our annual FIBER FRENZY. Bring yarns to sell, or plan on adding to your stash! For new or “seasoned” members who haven’t participated in a while, here are the details:

**PRICE.** Sellers set prices. A bazaar-like atmosphere can erupt at any moment with price wars, negotiations and/or raised bids. Be prepared to deal. Or not.

**PRESENTATION.** *Label* your items. Put all skeins of a type in a clear plastic bag or tie together with the price clearly visible. Make a note if the skeins/balls can be sold individually. Include all info. Include notations on yardage, fiber content and brand of yarn (if no ball band). Half skeins, full skeins – whatever you’ve got. Bring small bills/coin to make change. We will NOT have change on hand.

**PURCHASE.** Sellers can accept “cash only” sales, personal checks, or trades. If you take checks, it’s a great idea to make sure the name, phone and address of the purchaser are printed on it.

The Guild is not responsible for bounced checks. All goods are sold/traded “as is” at the buyer/seller’s discretion and approval.

**DONATIONS.** Devorah (our Librarian) has volunteered to take items to distribute to local charities. We cannot leave anything behind in the Church basement. Devorah has the final decision on how much or what kind of items she will take for distribution, so be prepared to take your unsold goods back home with you. *Continued on page 2*

*Notes from the Board* 2  
*Knitter’s Calendar* 3  
*Community Knitting* 5  
*Book Review* 6  
*SKG Schedule of Events* 8

### Looking Ahead:

**May 5: Debbie Radtke** — designer of felted animals

**June 2: Jody Grage** — Going for the Gaugeless

*See back cover for more info*

## Drawings, Prizes, & Sharing

There was a last minute change for our March Guild meeting because our speaker, Heidi Dascher, was unable to attend due to an unexpected family circumstance. Program Co-Chairs Debra Fox and Mary Berghammer put together a fun filled night of drawings, prizes, a quiz question, and crossword puzzle. Hospitality Chair Christina Cheng bought a wide array of delicious cookies, and had the coffee and tea pots ready. Even with the last minute change to the lineup, there was a nice turnout of 50 attendees.

Kristine Jackson won a “Knit Kit” because she answered the Monthly Quiz question correctly. Did you find the question? *Continued on page 4*



*Kristine Jackson won Newsletter Quiz — received “The Knit Kit”*

### Board Members

**Thanks goes to following members who volunteer their time:**

**Terri Peña, President**

*president@seattleknittersGuild.org  
dandelion on Ravelry*

**TBD, Vice President**

**Lizbeth Linares Davern, Treasurer**

*treasurer@seattleknittersGuild.org  
llinares1 on Ravelry*

**Debra Fox, Program Co-chair**

*programchair@seattleknittersGuild.org  
yarnfox on Ravelry*

**Mary Berghammer, Program Co-Chair**

*programchair@seattleknittersGuild.org  
embknits on Ravelry*

**Kathy Hightower, Membership**

*membership@seattleknittersGuild.org  
khightop on Ravelry*

**Margarite Hargrave, Newsletter Editor**

*editor@seattleknittersGuild.org,  
206.459.5917  
knittingaviatrix on Ravelry*

**Karen Jo Gustafson, Newsletter Reporter**

*reporter@seattleknittersGuild.org  
karenjoseattle on Ravelry*

**Natasha Puffer, Webmistress**

*Board@seattleknittersGuild.org  
puffer on Ravelry*

**Devorah Verburg-Sachs, Librarian**

*librarian@seattleknittersGuild.org  
devorahv on Ravelry*

**TBD, Newsletter Distribution**

*newsletter@seattleknittersGuild.org*

**Christina Cheng, Hospitality Chair**

*hospitality@seattleknittersGuild.org  
Cozyyarn on Ravelry*

[www.seattleknittersGuild.org](http://www.seattleknittersGuild.org)

### Fiber FRENZY Refresher for SKG Fiber Fanatics

*Continued from cover*

1. Only Guild members can sell. If you haven't renewed your membership for 2010, you can do so by mail (see SKG website for details) before the meeting. We will have a Board member on hand to accept last-minute renewals.
2. Anyone can come to buy.
3. Only knitting related items to be sold.
4. No sales before 7:00 p.m. We will set up tables around the perimeter of the room. Sellers can stake out a spot upon arrival (but NOT before 6:30 p.m.). First come, first set up, first to stake a spot. We'll set up as many tables as needed.



### Notes from the Board

Many thanks to Guild Member **Lois Pratt**, our Newsletter Distributor, for her many years of service to the Guild. Before most of us got our *Cablegrams* on line, Lois was the stalwart volunteer who drove to the printer every month, stamped, folded and mailed dozens and dozens of newsletters to our membership. Lois has decided to retire as Newsletter Distributor, and we are looking for a replacement. Now that so many receive the *Cablegram* electronically, the Newsletter Distributor prints, labels and mails approximately 12 *Cablegrams* to those members who do not have email access. The Guild provides paper, ink and stamps.

There are many benefits to being a member of the SKG Board, including sharing din-



*Terri Peña*

ner with our speakers before their program. Our Board meetings are held the second Wednesday of the month. The Newsletter Distributor is not required to attend, but it is a nice evening that includes friendship and knitting.

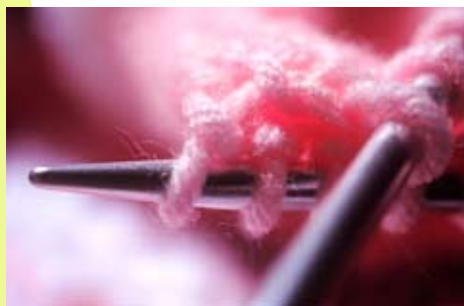
Please consider becoming a part of what makes the Guild click. Feel free to contact me with any questions or suggestions.

— Terri Peña

### Membership Notes

*Kathy Hightower*

Welcome to new members: Wendee Shulsen of Seattle (hazelknits on ravelry), Elise Lufkin of Seattle (EliseL on ravelry), Lisa Kobeck of Kirkland (convolutedstring on ravelry).



## Knitter's Calendar

- ☛ April 10, Entrelac Socks with Lauren Lindeman, it's the perfect way to use small amounts of leftovers from previous sock projects (4-5 colors preferred) [www.somuchyarn.com](http://www.somuchyarn.com)
- ☛ April 10-11, Whidbey Weavers Guild Spin-In, Oak Harbor High School WA, [www.whidbeyweaversguild.org](http://www.whidbeyweaversguild.org)
- ☛ April 15-18, Shepherds Extravaganza, Puyallup Spring Fair, Western Washington Fairgrounds, [www.shepherds-extravaganza.com](http://www.shepherds-extravaganza.com)
- ☛ May 14-16, Traditional Shetland Spinning & Lace Knitting 2010, taught by Elizabeth Johnston of Shetland, Scotland and Martha Owen, the John C. Campbell Folk School Resident Knitter/Spinner from Brasstown, North Carolina. Whidbey Island, WA. Contact [wendy@wendysundquist.com](mailto:wendy@wendysundquist.com) 360.221.7721
- ☛ May 20-23, 2010 LYS Tour, Your favorite Local Yarn Shops are joining together for the fifth straight year to bring you four, fun-filled days of \* Discounts! \* Freebies! \* Prizes! \* Extended hours! [www.lystour.com](http://www.lystour.com)
- ☛ May 21-23, "Takkin' your makkin'" - Fair Isle Knitting From Shetland, taught by Elizabeth Johnston of Shetland, Scotland and Martha Owen of North Carolina. Nordic Heritage Museum, Seattle, WA. Contact [wendy@wendysundquist.com](mailto:wendy@wendysundquist.com) 360.221.7721
- ☛ May 23, Musk Ox & Glaciers Alaska Cruise, Knitting with Lucy Neatby and Donna Druchunas, [www.craftcruises.com](http://www.craftcruises.com)
- ☛ June 10, Bermuda Cruise, Knitting, Crocheting & Beading with Lily Chin & Joyce Renee Wyatt, [www.craftcruises.com](http://www.craftcruises.com)
- ☛ June 12, Knit in Public Day. Save the Date. More details for SKG location next month.
- ☛ June 25-28, Acorn Street Retreat, Sleeping lady Retreat Center Leavenworth, WA The retreat is a weekend of relaxing, knitting, stitching, socializing, resting and energizing away from work. [www.acornstreet.com](http://www.acornstreet.com), 206.525.1726
- ☛ July 4, Canada & New England Cruise, Knitting with Leslye Solomon & Jill Deal, [www.craftcruises.com](http://www.craftcruises.com)
- ☛ July 9, Baltic Cruise, Knitting & Beading with Chris Bylsma & Chrissy Day, [www.craftcruises.com](http://www.craftcruises.com)
- ☛ August 14, Scotland, Ireland & England Cruise, Knitting with Sally Melville & Beth Brown-Reinsel, [www.craftcruises.com](http://www.craftcruises.com)
- ☛ October 22, Australia & New Zealand, Knitting & Crocheting w/ Jenny King and Lily Chin, [www.craftcruises.com](http://www.craftcruises.com)



## Seattle Knitters Guild

(Est. 1985)

Meetings every first Wednesday of the month 7pm  
Wedgwood Presbyterian Church  
8008 - 35th Ave. NE, Seattle  
(NE corner of 35th and 80th)

Visitors always welcome. Parking available in the lot behind the church or across from the south side of the church on 80th.

Dues: \$22 per year, \$11 after July 1

Library cart open 6:30 to 7pm

(Only members may check out books.)

**Cablegram** is published monthly. Submit stories and photos to [editor@seattleknittersguild.org](mailto:editor@seattleknittersguild.org) by the 2nd Saturday following the meeting.  
[www.seattleknittersguild.org](http://www.seattleknittersguild.org)

## Drawings, Prizes, & Sharing

*Continued from cover*

It was nestled within February's newsletter. The question was, "Give another name for two-end knitting and identify its country of origin." The answer was "Twined Knitting" from "Scandinavia, now known as Sweden." (We'll be doing more of these quiz-in-the-newsletter drawings -- read the newsletter and look for the next one!)

Throughout the evening we raffled off prizes of patterns, yarn and Starbucks gift cards. Some of the winners were Lizbeth Davern, Cecilia Corey, Christina Cheng, Andrea Eyre, Leslie Kruse, Linda Knower, and Kathy Hutchinson. An Evelyn Clark Pattern, "Baltic Blossom" and two skeins of Knit Pick yarn were raffled off to Jennifer Shuster-Clark. Two more skeins of Knit Pick yarn went to Wendy Lewis. Jessica Rose won a prize of four skeins of Ecco yarn (enough for a Girasole) for answering the most crossword puzzle questions.

One of the perks of being a Guild member is access to the vast books in our library, and Devorah has been busy acquiring new texts following your suggestions. We highlighted a few of the newest books added

to our library: *Amigurumi Knits* by Hansi Singh, *The Essential Guide to Color Knitting Techniques* by Margaret Radcliffe, *Color* by Kristin by Kristin Nicholas, *The Joy of Sox* by Linda Kopp, *Socks from the Toe Up* by Wendy Johnson, *The Knitter's Book of Wool* by Clara Parkes, *Made in Brooklyn* by Jared Flood and much more. Come see what's new in our library and start a new project.

There was a tremendous amount of Evelyn Clark and Jared Flood KAL (knit-a-long) sharing as well. Jessica Rose, Pat Brunner, Jennifer Shuster-Clark, and Kathy Hutchinson had works done or in progress. (There were other contributors; our apologies for not getting all of your names!) Hopefully those attending have been inspired to start or continue on with their KAL. We had lots of great show and tell projects too!


We were all disappointed our speaker Heidi Dascher was unable to come, but we hope to invite Heidi to another meeting later in the year. We'll keep you posted.



Leslie Kouse — Starbuck Card



Jennifer Shuster-Clark



Linda Knower



Cecilia Corey — Starbuck Card



Christina Cheng — Starbuck Card



Lizbeth Linares Davern



All smiles, the Thursday morning knitting group.

## Three Bags Full Community Knitting Project for Pike Place Market Foundation

They say charity begins at home, but for **So Much Yarn**, it's just a few blocks South. The store's Belltown location is just down the street from the Pike Place Market Foundation. **So Much Yarn** owner Lauren Lindeman says the non-profit "completely in our backyard" was a natural choice, with customers already participating in the group, as volunteers and board members. The Foundation offers a wide variety of options for the store's ambitious charity knitting group. It runs a pre-school, a free clinic and a senior center for homeless and low income men, women and children. And in just a few months, over 100 items have already been delivered to the Foundation clientele.

A group of about eight to ten knitters meets every Thursday morning from 10:30am -12:30pm in cozy knitting nook at **So Much Yarn**. Lauren says "hats are huge but we can knit whatever we want because everyone needs something." And knitters have donated a little of everything: scarves, mittens, fingerless gloves, even blankets and shawls.

Charity knitters can work from their stash, buy new yarn at the store at a 10% discount, or look through the collection of donated yarns. Real friendships have evolved from the knitting group. If you can't make it Thursday mornings, you're still welcome to be part of

the project. Lauren has even received boxes of hand knits from customers out of state who read about the project in her newsletter.

Every couple of weeks, Lauren walks two or three bags of knitted gems the few blocks down the street to the Foundation. The Foundation's front office is populated by a few knitters, so staff are especially excited to see what people have donated.

This isn't the group's first successful knitting campaign. Just recently the community knitters finished 84 complete sets of hats, scarves and mittens for the First Place School in the Central District. Everyone had a great time making sure all the sets coordinated. Lauren said they had so many hats, scarves and mittens she couldn't fit them all in her RAV4 to deliver them to the school.

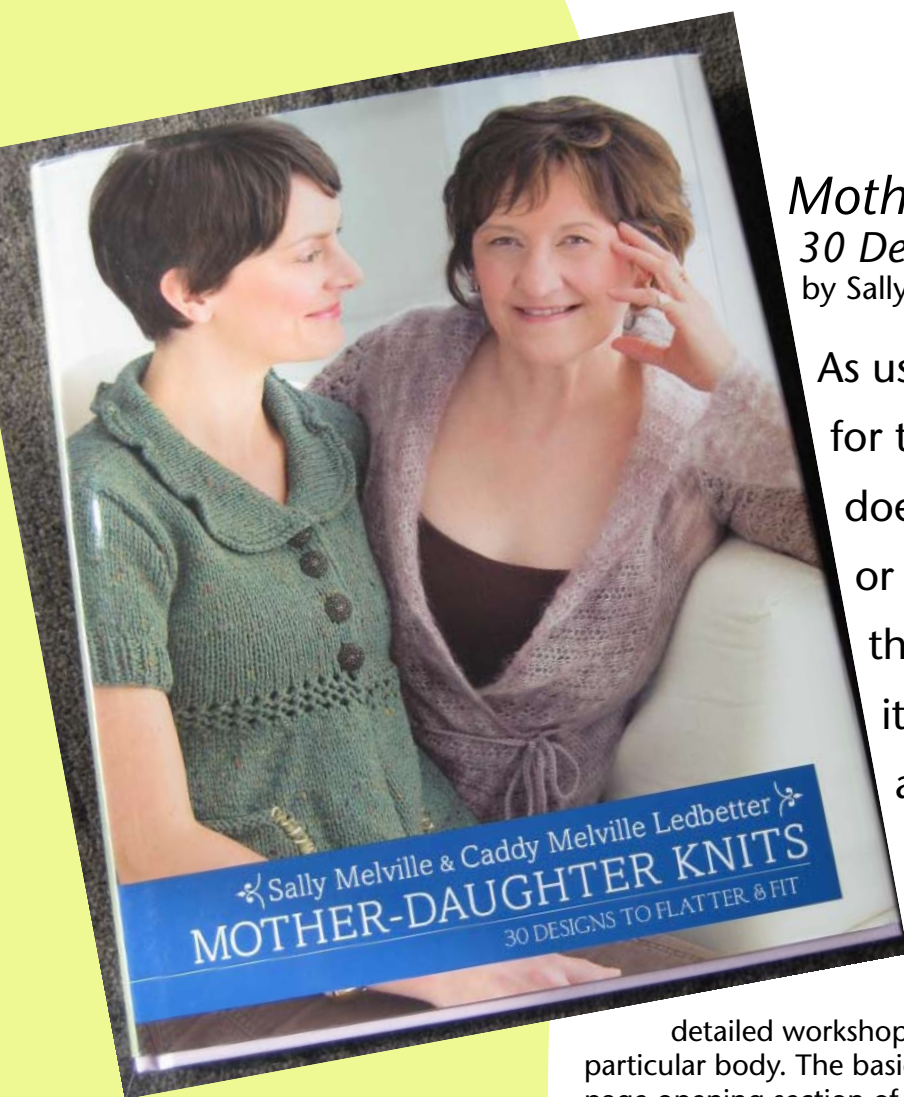
If you want to help make the group's newest project just as big a success, consider joining the knitting circle on Thursday mornings or just knit up something fun and drop it by **So Much Yarn** at 2107 Elliot Avenue, Suite 204. If you have any questions you can give Lauren a call at 206.443.0727.

If you're involved in a community knitting project, let me know about and I will feature it in an upcoming column.

— Kristin Fraser, [neuroticknitter@gmail.com](mailto:neuroticknitter@gmail.com)  
[www.neuroticknitter.com](http://www.neuroticknitter.com)



Teresa and Ginger with three bags full



## *Mother-Daughter Knits; 30 Designs to Flatter and Fit*

by Sally Melville and Caddy Melville Ledbetter

As usual, I mostly bought this book for the information in it, but this one does have several patterns that I like or that have details or construction that interests me. I actually bought it last summer the first time I came across a copy based on things I'd heard about workshops Sally Melville gave the year before.

At the Madrona Retreat in 2008 Sally gave a detailed workshop on making knits that both flatter and fit your particular body. The basics of that information are presented in the ten-page opening section of this book with about half to the flattering part and half to the fit. The flattery mostly addresses length and shape of knitted tops and the bottoms with which they're paired. Fit goes into measuring for your ideal sweater lengths and your waist length and altering patterns to suit those. It also covers shoulder width and sleeve length measurements and alterations.

Both the mother and the daughter designed knits lean toward contemporary classics. Sally's daughter Caddy is an adult so the projects she designed are not teeny-bopper, though many would appeal to younger women. Caddy's sweaters on average tend to be skimpier in coverage, though the swingy camisole by Sally and the boat-neck side-to-side sweater by Caddy show there are exceptions. And I found I couldn't reliably predict who had designed the various accessories in the mix. On average, Caddy's patterns are also simpler to knit, which she attributes to her mother's longer experience. But my favorite pattern in the book is a simple shirt-style sweater from Sally done in either a sheer gauge of mohair or a linen.

Scattered throughout the book, Sally and Caddy have included a lot of little pieces that give their differing, or sometimes agreeing, views on knitting and topics related to it. The introduction includes a page from each on their personal knitting background and how it played out in the book as well as how the book came to be and their experience making



it. Chapter Two starts with Sally's The Grape and the Wine; Thoughts to an Adult Daughter, while Three begins with Caddy's Like Mother, Like Daughter...Or Not; Thoughts From and Adult Daughter. This last chapter has each designing a piece for the same yarn, sometimes with a similar theme. They also included several little sidebars where they

both give a short answer to a question such as Why do you knit?

Potter Craft published *Mother-Daughter Knits* so the layout and photos looks crisp and beautiful. The Table of Contents does not indicate which of them designed a piece nor does the single-page Index, so you can't find a project just by remembering it was Sally's without thumbing through. Each pattern has a nice set of schematics with measurements as well as a listing of several measurements for each size in the pattern details. Those sizes generally run XS to 1X or S to 2X but what that corresponds to varies by the ease of the garment which varies a lot. For a year-old book there are very few errata; just one sweater where the slip stitch edge continuation was unclear and an incorrect phone number in the list of Resources. (Find errata at <http://www.randomhouse.com/crown/pottercraft/errata/motherdaughter.html>.) Weight and yardage as well as number needed are given for the skeins of the suggested yarns which will help a lot with substitutions and use of the patterns in



future years when yarns become discontinued. And many of the patterns here will hold up well into the future. —Karen Jo Gustafson



Our book reviewer and speed knitter in action, Karen Jo Gustafson

SEATTLE KNITTERS GUILD  
PO BOX 15341  
SEATTLE WA 98115

**The Last Page**

*March's Show 'n' Tell — And what are you working on?*



*Habu Sweater — Nancy Kolton,*



*Entralac— Becky Morrette*



*Baby Surprize Jacket— Ann Gibson*

Member Meeting	Topic
April 7	Fiber Frenzy
May 5	Debbie Radtke — designer of felted animals
June 2	Jody Grage — “Going for the Gaugeless”